

> B-EX4T1



> B-EX4T1

Exceptional Industrial Printers That Won't Cost The Earth

> A ONE-STOP SOLUTION

(including media, service & support)

Toshiba can offer a total solution including a full range of approved media, labels, consumables and cleaning products.



A European support network in the majority of European countries provides essential peace of mind that - once installed - the printers will be serviced and maintained by experienced engineers and service staff.

> GREEN CREDENTIALS

Toshiba is committed to the design and production of products that reduce environmental impact, creating environmental quality standards for each product and prescribing them with the highest levels required by the industry.



All Toshiba products are RoHS compliant.
<http://www.toshibatec.co.jp/csr/report>

> EMULATION FUNCTIONALITY

The emulation technology enables Toshiba printers to work with ZPL II® data streams allowing you to enhance your labels without modifying your current system. No software changes are required, just install the printer and start working. Free yourself from the restrictions of your legacy systems, protect your future investments and lower the total cost of ownership (also available for other datastreams).

> CUSTOMER BENEFITS

The B-EX range has been developed from the market-leading B-SX range, which has been operating for over 8 years in industrial environments worldwide.

- A high-end product with a low price
- Superior performance and speed
- Low power consumption
- Ease of use and maintenance
- Emulation capabilities
- Fast ROI, Low TCO
- Long life printhead

B-EX4T1	
CHARACTERISTICS	
Printhead	Near-edge
Dimensions	310(H) x 278(W) x 460(D) mm
Interface	USB 2.0, Ethernet
Optional interface	Parallel, serial, wireless LAN, RTC & USB host
Network Tool	SNMP
PRINT	
Method	Direct thermal / Thermal transfer
Print Width	104 mm
Max. Print Speed	14 ips (355 mm/sec)
Resolution	203dpi/305dpi
Font	Bitmap and outline
Barcode	Includes GS1 DataBar (RSS) compatibles
MEDIA	
Paper Width	120 mm
Paper Alignment	Centre
Paper Roll	200 mm
Std. Ribbon Length	600 m
OPTIONS	
	Cutter, rotary cutter, peel off & internal rewinder, RFID kit
	Ribbon save module



TOSHIBA

TOSHIBA TEC EUROPE RETAIL INFORMATION SYSTEMS

www.toshibatec-eu.com

HQ	Tel. +32 (0)2 410 21 00 info@toshibatec-eu.com www.toshibatec-eu.com	IE	Tel. +353 (0)1 465 22 20 info@toshibatec-eu.ie www.toshibatec-eu.co.uk
AT	Tel. +49 (0)2 15 18 38 01 marketing@toshibatec-eu.de www.toshibatec-eu.de	IT	Tel. +39 (0)2 48 60 24 61 info@toshibatec.it www.toshibatec-eu.it
BE	Tel. +32 (0)2 410 21 00 marketing@toshibatec-eu.be www.toshibatec-eu.be	NL	Tel. +31 (0)33 453 81 00 info@toshibatec-eu.nl www.toshibatec-eu.nl
DE	Tel. +49 (0)2 15 18 38 01 marketing@toshibatec-eu.de www.toshibatec-eu.de	PL	Tel. +48 (0)22 53 60 710 info@toshibatec-eu.pl www.toshibatec-eu.pl
ES	Tel. +34 (0)91 502 15 90 marketing@toshibatec-eu.es www.toshibatec-eu.es	PT	Tel. +351 214 222 064 comercial@toshibatec-eu.pt www.toshibatec-eu.pt
FR	Tel. +33 (0)1 58 07 20 00 info@toshibatec-eu.fr www.toshibatec-eu.fr	UK	Tel. +44 (0)870 890 7200 marketing@toshibatec-eu.co.uk www.toshibatec-eu.co.uk

DESIGNHUT.CO.UK - JING32UK

Introducing the B-EX series - a premium range of industrial printers for a wide variety of applications with a mid-range price tag.

We've combined 60 years of Auto-ID knowledge, our extensive R&D and critical 'voice of customer' feedback with the exceptional qualities of our market-leading industrial printer range to design and manufacture a thermal printer series with enhanced performance, serviceability and truly green credentials.



TOSHIBA
Leading Innovation >>>

Your TOSHIBA Dealer:

B-EX4T1

DESIGNED FOR YOUR WORLD

Toshiba Listens, Toshiba Learns

The B-EX series combines the tried and trusted features and functionality of the B-SX range with enhancements to increase performance and operability.

Reliability and performance usually come at a cost, but with the B-EX series, premium capabilities come as standard, essentially lowering initial capital outlay and future-proofing your investment.


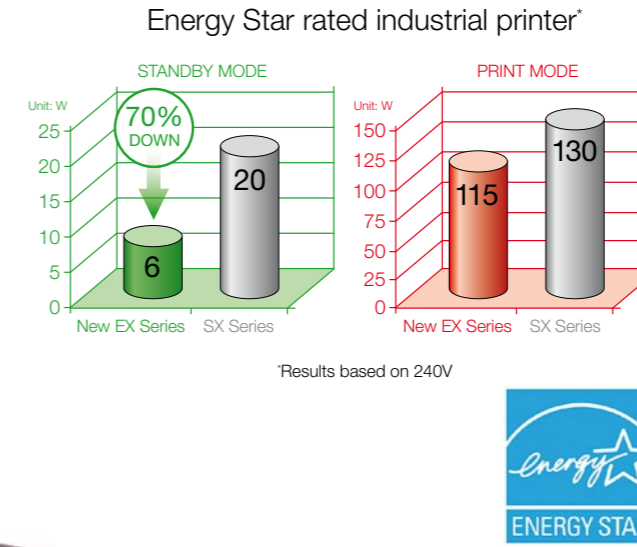

APPLICATIONS

- ▶ Manufacturing
- ▶ Automotive
- ▶ Chemical Industry
- ▶ Pharmaceutical Industry
- ▶ Textile Industry
- ▶ Electronics
- ▶ Telecommunications
- ▶ Food Sector
- ▶ Retail Distribution
- ▶ Transport and Logistics
- ▶ Healthcare
- ▶ Utilities
- ▶ Government



TOSHIBA
Leading Innovation >>>


User-friendly front panel for easy operation and status reporting with helpdesk



Easy access for maintenance and consumables loading



Snap-in printhead reduces maintenance downtime to a minimum



Wide opening printhead block

RFID READY

TOSHIBA DESIGNS

Combining 'Voice of the Customer' with state-of-the-art research and design allows Toshiba to produce superior, robust and reliable solutions that provide the functionality and operability needed for today's demanding industrial environments.

The Toshiba portfolio offers compact portable printing, through to heavy duty robust solutions, a product whatever the application.

USABILITY

Continuing on from the easy operation of the SX range, the B-EX range also incorporates a user-replaceable snap-in printhead and platen roller, further reducing maintenance costs.

The unique intuitive graphical LCD 'helpdesk' display improves usability and prompts even the novice user to take immediate corrective action where necessary, keeping user training to a minimum.

FAST & FLEXIBLE

With a speed of 14 ips, the B-EX4 boasts a 40% improvement in productivity on the SX range (10 ips).

Ethernet and USB 2.0 are standard with options for parallel, serial and wireless LAN. It is fully compatible with the B-SX range, allowing for the swift migration of legacy printers. In addition, advanced processing capabilities facilitate high throughput.

DURABILITY

Toshiba has packaged the superior design elements of the market-leading B-SX4 into the matt-black B-EX4 to provide customers with a high-end industrial product at a mid-range price. Features include: side opening; double ribbon motor control; automatic centre media loading; near-edge or flat printhead; optional ribbon save; BCI (Basic Command Interpreter) compatibility. (Toshiba uses Basic Command Language to control the printer's interface.)

ENHANCED FUNCTIONALITY

The B-EX range boasts further sophisticated features: data logging function; internal file storage; automatic thermal printhead DPI detection; LAN address display; simple LAN set-up; graphical sensor threshold on display; auto-home position function; firmware update via external memory; ribbon wrinkle cancelling (to reduce paper and ribbon wastage).